



# ALPINE DOORS PVT. LTD.

ROYAL POLYMER COMPOSITE DOORS | LAMINATION DOORS

SUNMICA DOORS | VENEER DOORS

ALPINE POLYMER COMPOSITE DOORS | ALPINE PRE-HUNG DOORS



## ALPINE DOORS PVT. LTD.

Plot No. A-10, Loni Devkar MIDC, Indapur, Dist. Pune - 413 106.

Contact :- 9822398641, Whatsapp No :- 9762008651

Email :- [alpinepolymerdoors@gmail.com](mailto:alpinepolymerdoors@gmail.com) / [alpinedoorsprivatelimited@gmail.com](mailto:alpinedoorsprivatelimited@gmail.com)

Website :- [www.alpinepolymerdoors.com](http://www.alpinepolymerdoors.com)

Proprietary Technology. Patent Pending.

[www.alpinepolymerdoors.com](http://www.alpinepolymerdoors.com)



ABOUT US....  
ALPINE POLYMER DOORS & FRAMES



Alpine Polymer Doors is a global pioneer of Door manufacturing. Our commitment to R&D and cutting edge innovation has lead to our proprietary Patent Pending Technology which enables cutting/trimming of our water-proof door from 2 mm to 75mm without disturbing any properties of door and eliminates the need for additional water proof finishing work.

The company indigenously manufactures High Density Composite Polymer doors ensuring consistency in quality standard at the highest level. The range constitute select designs options. Created from precise crafted Molds for perfect finish highlighting the effects of the textures & shapes.

Alpine polymer door range showcases a range of polymer faced Decorative door totally eliminates the Hassles of painting, polishing, door edges refinishing, associated with the conventional doors and door skin & which is impervious to moisture.



ALPINE  
POLYMER  
COMPOSITE  
DOORS



SINGLE PANEL 105



OVAL PANEL 106



PLAIN STRUCTURE 107



2 PR 108







## ROYAL POLYMER COMPOSITE DOOR

### ROYAL POLYMER COMPOSITE DOOR

Beautiful doors always add to the décor style. These doors are aesthetically beautiful in design and more Durable than any other door in market. We provide good quality waterproof Royal Doors.

R 121



R 221



R 321



R 421



R 521



R 621



R 721



R 821



## ALPINE DOORS COMMON FEATURES



Save Money



Life Time  
Water Proof



Mild Chemical  
Resistant



Save Time  
and Labour cost



High Quality




Easy Clean by  
Normal Water



Maintenance  
free



Higher Screw  
Holding Strength



No Need of  
Painting  
and Polishing




Thickness  
all 4 side edges  
accurate




Surface Smooth,  
No Undulation  
no warp



Sound  
Insulation



Fast  
Installation



No Waviness  
or Undulation



Easy Accessories  
Fitting



Eco  
Friendly



Strong And  
Durable



Termite  
Proof



Fire  
Resistant



Waterproof



## ALPINE FLUSH VENEER DOORS



## LAMINATION COLLECTION



**Veneer Laminated door :-** Veneer Laminated doors are encrusted with a high grade Veneer laminate skin with water proof Clear Coat which not only gives your door a pre-finished look but also protects your door from moisture & other natural elements. To add to its advantages the door is paint & polish free as well thus making it highly durable with least maintenance costs & efforts. Available in hardwood / pine wood / Composite material

### LAMINATION DOOR

Lamination Doors Comes in Varsity of design. We will use hardwood / pine wood / Composite material. It comes in Mirror Glossy Finish.

V P 301



V P 302



V P 303



V R 304



V R 305



V R 306



L R 307



V R 308



L 101



L 102



L 103



L 104




L 105



L 106



L 107



L 108







## ALPINE FLUSH SUNMICA DOORS

**Sunmica Laminated Door :-** Laminated doors are encrusted with a high grade laminate skin which not only gives your door a pre-finished look but also protects your door from moisture & other natural elements. To add to its advantages the door is paint & polish free as well thus making it highly durable with least maintenance costs & efforts. Available in Hardwood / pine wood / Composite material.

S P 201



S P 202



S P 203



S P 204



S P 205



S P 206



S P 207



S P 208




## ALPINE POLYMER DOORS DETAILS

### ALPINE POLYMER COMPOSIT FLUSH DOOR



- Surface smooth texture design
- No wavyness
- No bending & warping
- 100% water proof
- Not require painting & polish
- Easy washable & clean
- Economical
- You can trim all 4 side 2mm to 75mm (option)

### FLUSH DOOR




- Open Edges ←
- Local Filler ←
- Surface not smooth as per paint & polishing requirement ←
- Waviness due to uneven surface ←
- Unstable during extreme climate condition ←
- Top layer wear off over a period of time ←

### ALPINE POLYMER COMPOSIT PANEL DOOR



- You can trim all 4 side 2mm to 75mm (option)
- Surface smooth texture design
- No wavyness
- No bending & warp
- High screw holding strength
- Easy clean & washable
- Economical

### PVC PANEL DOOR



- Hollow Section ←
- Limited life ←
- Centre panel 3mm very weak ←
- Screw cant use ←
- Surface wavings & surface not smooth ←
- M.S. tube will be rest UV cant hold screw ←
- Immedity bend, no strength ←
- Flammable, Immedity ←





## PRE-HUNG DOOR WITH FRAME

**Pre-hung door** is a total door solution with the door shutter hung on its own frame. The whole unit is fully finished at the factory and ready to install at the site.

**Alpine Pre-Hung door** is an Eco friendly, economic product and can be easily installed & maintained. **Alpine Pre-Hung door** consists of the door shutter, the jamb (frame) and a set of front & back architraves.

Tailor made **Pre-Hung doors** are available for every door opening be it in a home or office, hotel or a hospital. The doors with frame are manufactured in two types

- 1) Polymer composite (100% water proof for use in Front door, Bathroom, Toilets, Balcony and Terrace, Lift Room) where moisture is present, which is essentially a water proof Composite material is used.
- 2) Wooden/plywood frame with laminate Sun mica / Veneer doors use in Bedroom, Front door.

**Alpine Pre-Hung** are different wall thickness is used for different civil openings.

Door shutters are available in different finishes.



DOOR FRAME STYLE  
101



DOOR FRAME STYLE NO  
102




FACTORY FIXING OF  
ALL TYPE OF LOCK



FACTORY MADE ENGINES  
FIXING



DOOR FRAME STYLE  
103



COVER MOLDING STYLE  
201



COVER MOLDING STYLE  
202



COVER MOLDING STYLE  
203

